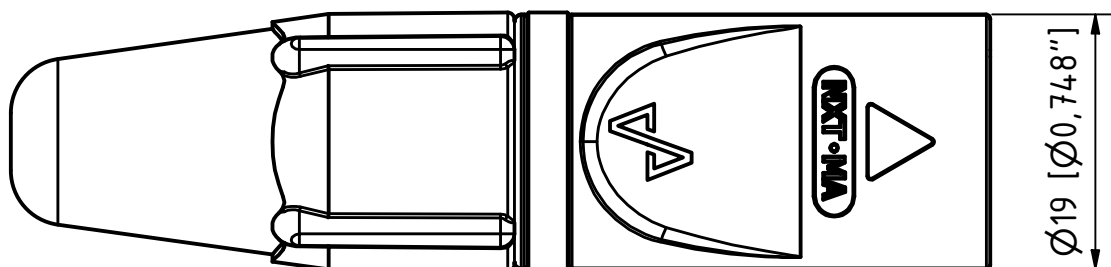

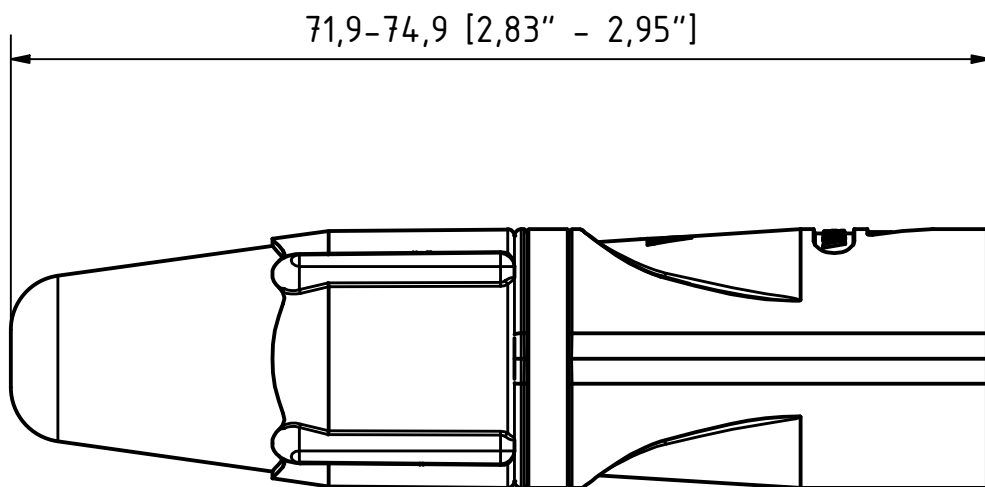




Missing dimensions can be seen in the 3D CAD model.
Call with questions and not guesswork!



Standard-, materialnumber:		Weight:		-		Drawing No.: NXT4MA	
Order ref. Finished size:		Order number:					
Spare-, wear part:		Supplier:					
Degree of hardness:		Hardness depth:				INDEX:	
Coating:		Coating thickness:					
Comment:						Designation:	
2D/3D	Date:	Name:	Scale 1,8: 1	General tolerances ISO 2768-mk			
drawn:	20.08.2024	Martin Ellensohn		Surface specification ISO 1302			
checked:			Sheet: 1	Entry of dimensions in millimeters DIN 406-10-11-12			
Approved:			Autodesk Inventor	Projection method 1 ISO 1302 			
			Sheet format:	Tolerance principle ISO 8015			
			A4	Workpiece edges ISO 13715			

These documents are the property of Ellensohn Engineering. Any duplication, utilization and passing on to third parties without written consent is prohibited. Violations oblige to compensation.