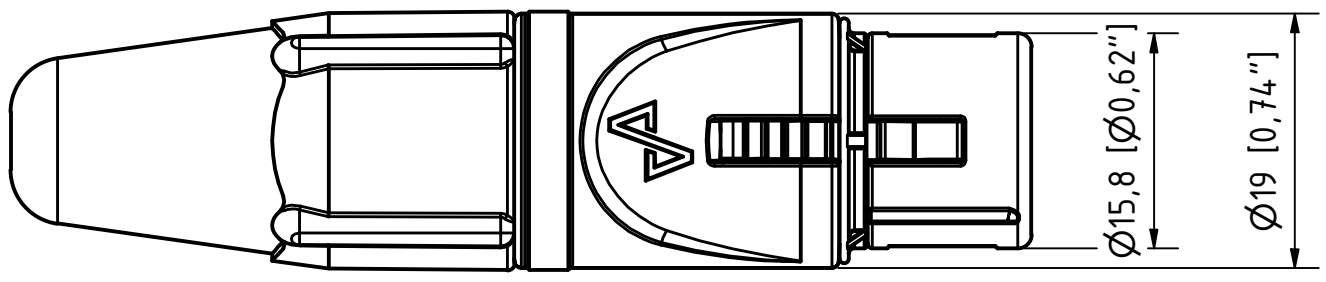

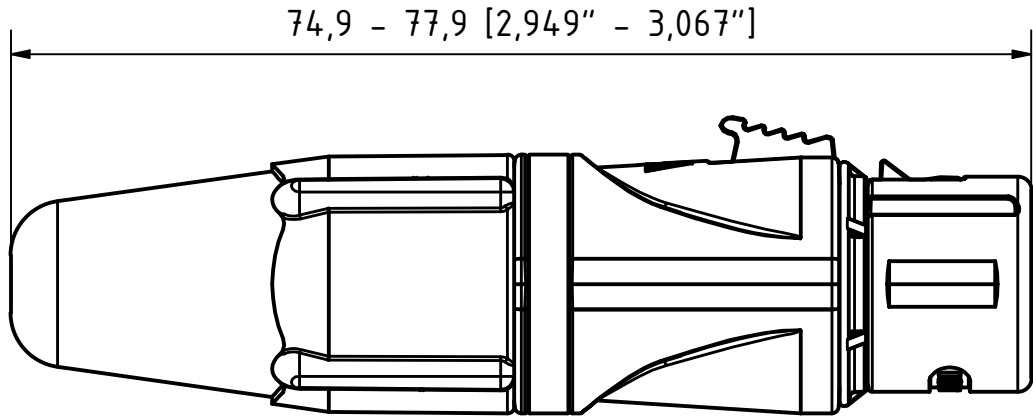


Missing dimensions can be seen in the 3D CAD model.
Call with questions and not guesswork!



These documents are the property of Ellensohn Engineering. Any duplication, utilization and passing on to third parties without written consent is prohibited. Violations oblige to compensation.

Standard-, materialnumber:		Weight:		-		Drawing No.: NXT3FA
Order ref. Finished size:		Order number:				
Spare-, wear part:		Supplier:				
Degree of hardness:		Hardness depth:				INDEX:
Coating:		Coating thickness:				
Comment:						Designation:
2D/3D	Date:	Name:	Scale 1,8 : 1	General tolerances ISO 2768-mk		
drawn:	20.08.2024	Martin Ellensohn		Surface specification ISO 1302		
checked:			Sheet: 1	Entry of dimensions in millimeters DIN 406-10-11-12		
Approved:				Autodesk Inventor		
		Sheet format: A4		Projection method 1 ISO 1302		
				Tolerance principle ISO 8015		
				Workpiece edges ISO 13715		